



Digital Day & Night Vision Scope

ALPEX Series

V5.5.88 build240425 Release Notes

CONTENTS

Chapter 1 Introduction	1
Chapter 2 Optimizations	2
2.1 New Display Mode	2
2.2 Wheel Locking	2
2.3 Reticle Mode Setting	3
2.4 Enlarged OSD	3
2.5 Lithuanian Added	3
2.6 Auto Power Off Optimization	4
2.7 Zeroing via HIKMICRO Sight App	4
2.8 Hotspot Optimization	4

Chapter 1 Introduction

The ALPEX digital night vision scope can perform in all ambient light. It has an advanced HD sensor and a high resolution OLED display, which provides full-color clarity in daytime and classic black & white viewing at night.

The traditional-style tube meets the needs of professional hunters who value traditions and seek technological superiority, ensuring an extreme detection range of up to 600 meters.

This document introduces new features and optimizations in V5.5.88 of the product.

Version Information

Item	Description
Firmware Version	V5.5.88 build240425
Models	HM-TR3D-50Q/WV-A50T HM-TR3D-50Q/WV-A50TN
Mobile App	HIKMICRO Sight, latest version

Chapter 2 Optimizations

HIKMICRO ALPEX series digital night vision scope have been optimized to improve your experience.

2.1 New Display Mode

Besides **Day/Night** mode, **Green** and **Yellow** display modes have been added in this version, which provides you with more options.



Day



Night



Green



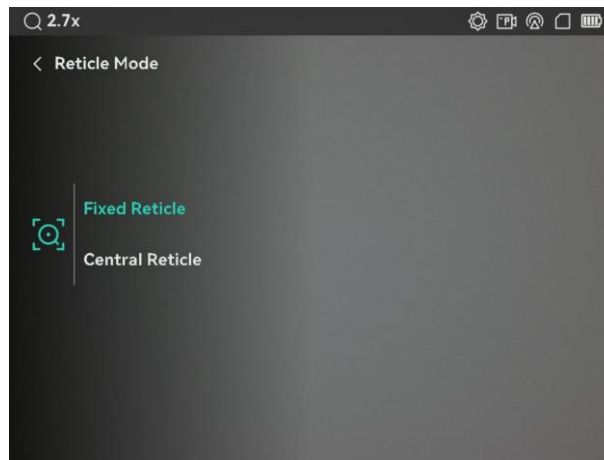
Yellow

2.2 Wheel Locking

In the new version, you can hold the Capture Key and Switch Key at the same time in the live view to lock/unlock the wheel.

2.3 Reticle Mode Setting

In this version, you can set the reticle to the following 2 modes.

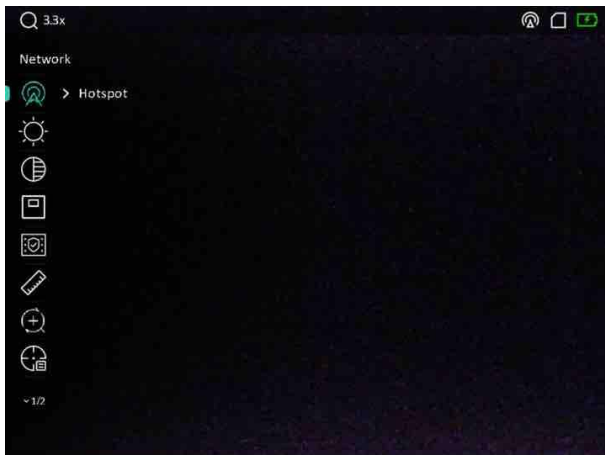


Reticle Mode

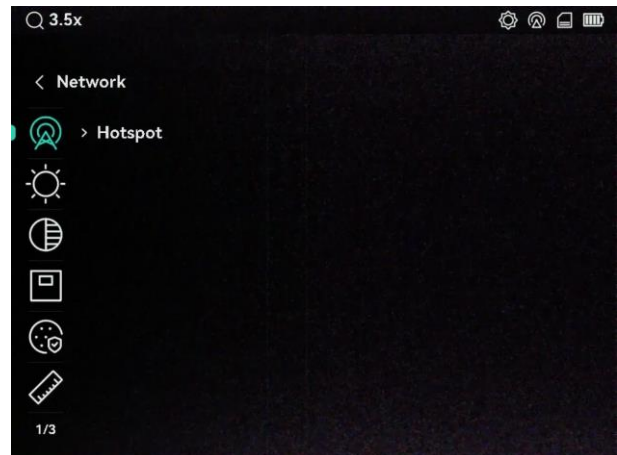
- **Central Reticle:** This mode centers around the reticle when switching the digital zoom ratio, with the reticle and zoomed image moved to the center of the display.
- **Fixed Reticle:** This mode centers around the reticle when switching the digital zoom ratio, with the reticle position unchanged.

2.4 Enlarged OSD

The OSD icons and fonts have been enlarged in this version.



Earlier Versions



V5.5.88

2.5 Lithuanian Added

Lithuanian has been added as one of system languages in this version. You can select Lithuanian on the welcome page or switch languages in the menu.

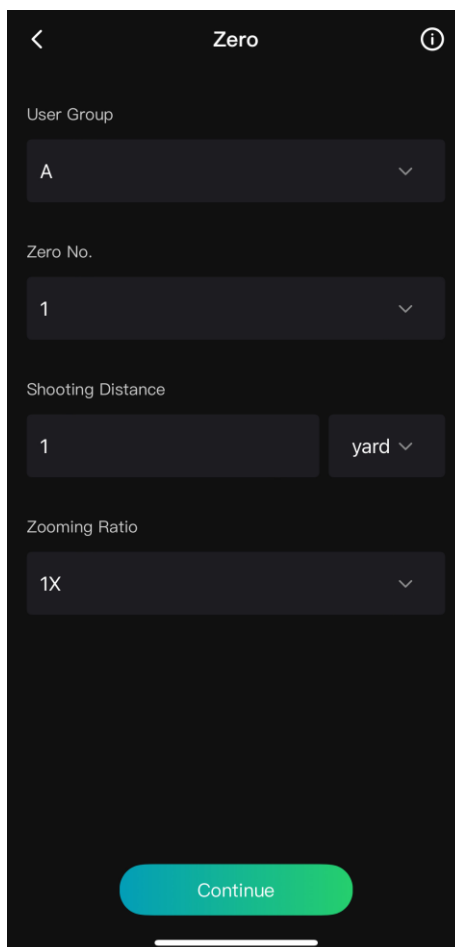
2.6 Auto Power Off Optimization

In this version, 15 min is added to provide more options for users when selecting **Auto Power Off** time.

Furthermore, the auto power off countdown is easier to start; as long as you neither operate the device nor connected it to HIKMICRO Sight app. Besides, the auto power off countdown will start again when you operate the device, or the device is restarted.

2.7 Zeroing via HIKMICRO Sight App

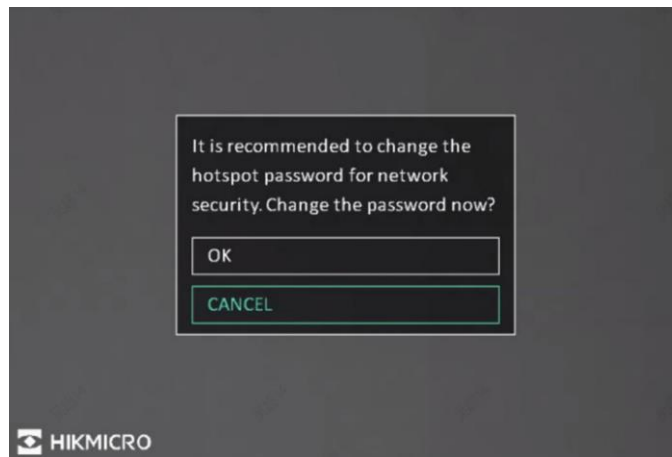
In this version, you can zero via HIKMICRO Sight app, which is more convenient to use.

The screenshot shows a mobile app interface titled "Zero" with a back arrow and an information icon. It contains four dropdown menus: "User Group" with "A" selected, "Zero No." with "1" selected, "Shooting Distance" with "1" and a unit dropdown set to "yard", and "Zooming Ratio" with "1X" selected. A green "Continue" button is at the bottom.

Zero on HIKMICRO Sight App

2.8 Hotspot Optimization

In this version, the first time users enter the device interface, they will choose whether to change the hotspot password.



- **OK:** If choose OK, the device will show you a random 8-digit password.



- **Cancel:** If choose Cancel, the password will remain the Serial No.

Note: During usage, whether you choose OK or Cancel, once you restore the device, the password will be restored to a random 8-digit password.

